

# 凌華科技股份有限公司

## - 法人座談會

2017年7月28日



財報資料

陳淑芬

財務協理

營運概況及展望

鄒大智

CFO全球財務長

Q&A

# Disclaimer



**These presentations and discussions contain certain forward-looking statements with respect to the results of operation, financial condition and current expectation about future events. By their nature, forward-looking statements involve risk and uncertainty because they relate to events and depend on circumstances that will occur in the future.**

**We undertake no obligation to publicly update or revise any forward looking statements whether as a result of new information, future events or otherwise. The actual result could differ materially from those anticipated in these forward looking statements.**

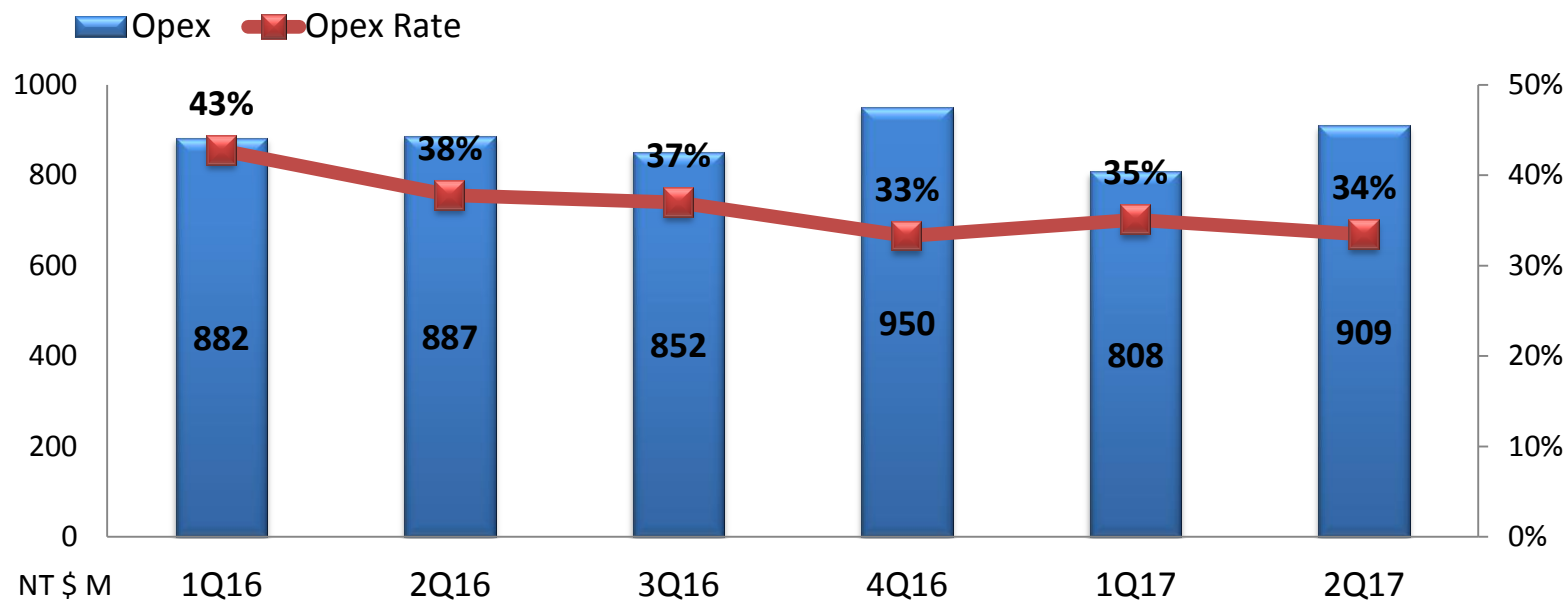
# 合併綜合損益表



單位：新台幣百萬元，惟每股盈餘為元

	1H'17		1H'16		YoY	2Q'17		1Q'17		QoQ
	金額	%	金額	%	%	金額	%	金額	%	%
銷貨收入淨額	<b>5,023</b>	<b>100</b>	<b>4,411</b>	<b>100</b>	<b>13.9</b>	<b>2,721</b>	<b>100</b>	<b>2,302</b>	<b>100</b>	<b>18.2</b>
銷貨成本	3,084	61	2,467	56	25.0	1,698	62	1,386	60	22.6
銷貨毛利	<b>1,939</b>	<b>39</b>	<b>1,944</b>	<b>44</b>	<b>-0.3</b>	<b>1,022</b>	<b>38</b>	<b>917</b>	<b>40</b>	<b>11.5</b>
營業費用	1,717	34	1,769	40	-2.9	909	34	808	35	12.6
營業淨利	<b>222</b>	<b>5</b>	<b>175</b>	<b>4</b>	<b>26.9</b>	<b>113</b>	<b>4</b>	<b>109</b>	<b>5</b>	<b>3.6</b>
營業外收入及支出	-34	-1	2	0	NA	36	2	-70	-3	NA
稅前淨利	<b>189</b>	<b>4</b>	<b>177</b>	<b>4</b>	<b>6.6</b>	<b>149</b>	<b>6</b>	<b>39</b>	<b>2</b>	<b>281.9</b>
本期淨利	<b>145</b>	<b>3</b>	<b>150</b>	<b>3</b>	<b>-2.9</b>	<b>122</b>	<b>5</b>	<b>24</b>	<b>1</b>	<b>410.6</b>
每股盈餘(NT\$)	<b>0.67</b>		<b>0.70</b>		<b>-4.3</b>	<b>0.56</b>		<b>0.11</b>		<b>409.1</b>

# 營業費用明細



單位：新台幣百萬元

	1H'17		1H'16		YoY	2Q'17		1Q'17		QoQ
	金額	%	金額	%	%	金額	%	金額	%	%
推銷費用	495	10	533	12	-7.1	257	10	238	10	7.8
管理費用	445	9	480	11	-7.3	256	9	189	8	35.2
研究費用	778	15	757	17	2.8	397	15	381	17	4.3
<b>營業費用</b>	<b>1,717</b>	<b>34</b>	<b>1,769</b>	<b>40</b>	<b>-2.9</b>	<b>909</b>	<b>34</b>	<b>808</b>	<b>35</b>	<b>12.6</b>

# 合併資產負債表摘要及財務指標



單位：新台幣百萬元

	2017.6.30	2016.12.31	2016.6.30
現金及金融資產	2,053	1,857	1,877
應收款項	1,693	1,966	1,759
存貨	2,468	1,728	1,819
應付款項	2,186	1,479	1,460
短期銀行借款	466	507	577
長期銀行借款	100	200	-
<b>負債總額</b>	<b>4,281</b>	<b>3,384</b>	<b>3,668</b>
<b>權益總額</b>	<b>4,377</b>	<b>4,686</b>	<b>4,456</b>
<b>資產總額</b>	<b>8,658</b>	<b>8,070</b>	<b>8,123</b>

應收帳款週轉天數	66.5	66.6	68.0
存貨週轉天數	124.2	117.2	131.7
應付帳款週轉天數	108.5	87.2	94.8
現金轉換循環天數	82.2	96.5	104.8
負債佔資產比率	49.4%	41.9%	45.1%
股東權益報酬率	6.4%	10.0%	7.2%
每股淨值	20.1	21.5	20.5

# 合併現金流量表

單位：新台幣百萬元

	1H'17	1H'16	YoY(\$)
<b>營業活動之淨現金流入</b>	<b>522</b>	<b>216</b>	<b>305</b>
稅前淨利	189	177	12
折舊及攤銷	149	144	6
營運資產及負債淨變動	123	-113	236
<b>投資活動之淨現金流入(出)</b>	<b>58</b>	<b>-251</b>	<b>309</b>
無活絡市場之債務工具投資淨變動	160	-285	445
備供出售金融資產淨變動	0	151	-151
資本支出淨變動	-89	-128	40
<b>籌資活動之淨現金流(出)入</b>	<b>-142</b>	<b>26</b>	<b>-168</b>
現金增資/員工行使認股權認購價款	0	969	-968
銀行借款淨變動	-142	-942	800
匯率變動影響數	-65	-20	-45
<b>現金及約當現金淨增加(減少)數</b>	<b>373</b>	<b>-28</b>	<b>401</b>



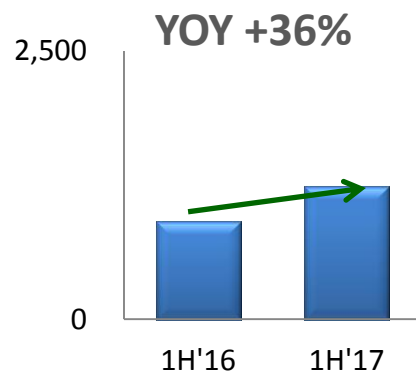
## Business Outlook

*Jeff Chou*  
**CFO**

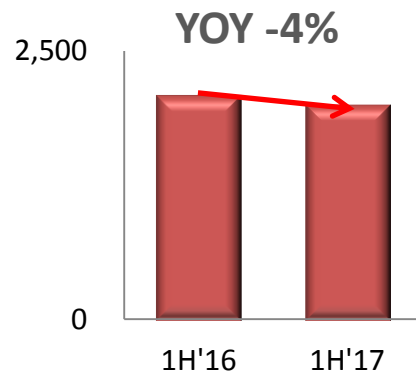


# 產品別銷貨表

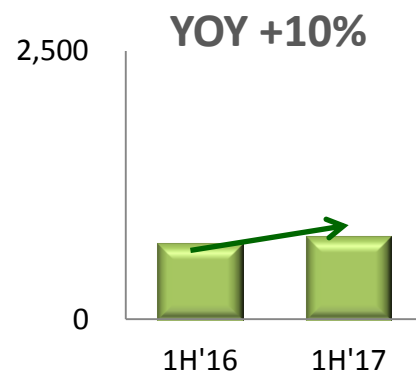
HIM, 25%



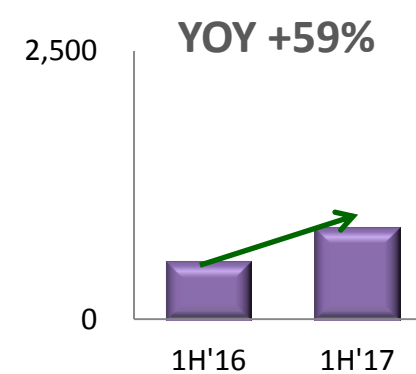
EPM, 40%



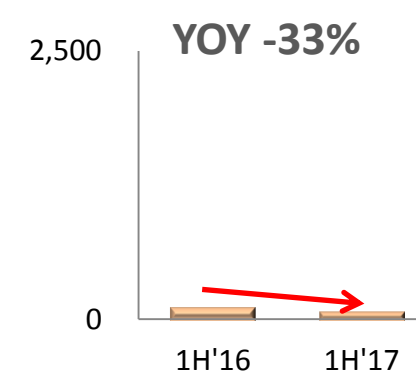
NCP, 15%



DMSC, 17%



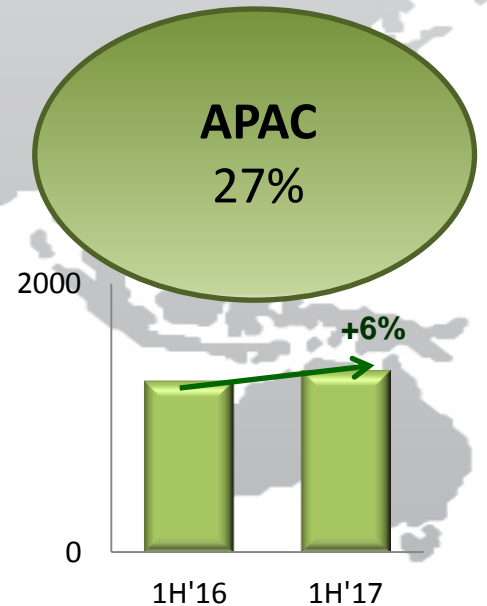
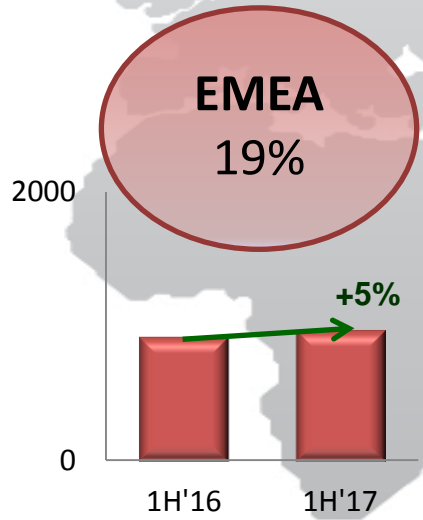
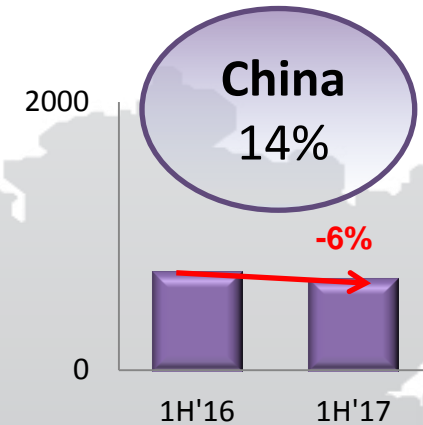
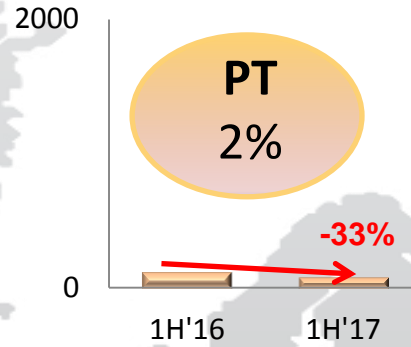
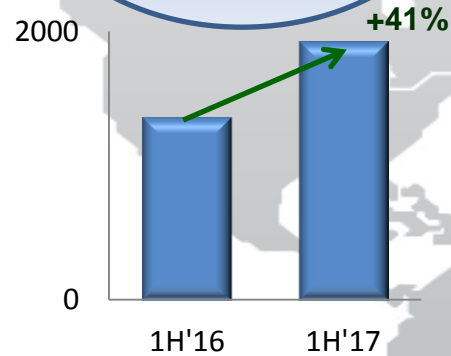
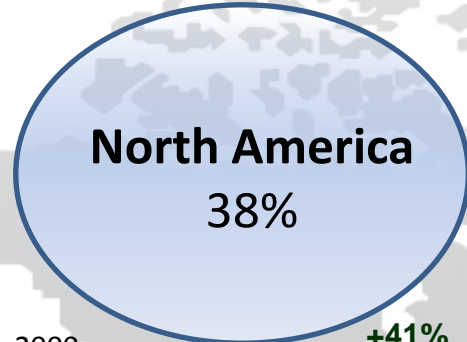
PT, 2%



單位: 新台幣百萬元

# 地區別銷貨表及2017上半年 New DW

單位: 新台幣百萬元



RBU	1HY claimed DW
AATI	8
EMEA	8
CHN	6
APAC	10

